



THE BULLETIN



Good Luck Norbert!

Today at assembly we said goodbye to our Sasses Avenue crossing supervisor Norbert, who has decided to retire. Thank you Norbert for keeping our children safe as they walk to school. It was always great to get a wave and a smile as we drove past. Enjoy your travels!

Issue 19, July 02 2018

Principal's Corner



Something Big is Coming

2



Attendance Update from
Our Assistant Principal

4



Years 3/4 Diamante Poems

5

Learning & Leading *through Languages*

Key Dates- for your diary

Term 2

Fri June 29 End of Term 2—2.30pm finish

Term 3

Mon July 16 Start of term 3
 Mon July 16-18 Year 5/6 Camp
 Wed July 18-20 Dental Van Visit
 Wed July 25 State Schools Spectacular Rehearsal
 Wed Aug 1 Prep 100 Days of School Celebration
 Thu Aug 9 Summer Sport
 Aug 14-22 Somers Camp (selected students)
 Tue Aug 14 2019 Prep Transition 2.30—3.20pm
 Tue Aug 14 Hoop Time Basketball 3-6
 Thu Aug 15 Science Incursions P-6
 Fri Aug 24 Dads' night Prep-1

Tue Sep 4 2019 Prep Transition 2.30—3.20pm
 Tue Sep 4 Summer Sport Final

2018 Term Dates

Term 2 April 16—June 29
 Term 3 July 16—September 21
 Term 4 October 8—December 21



Principal's Message– Something Big is Coming

Dear Parents, Staff & Students,

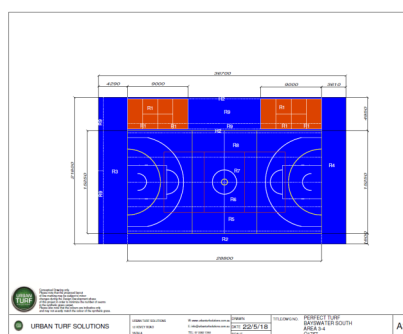
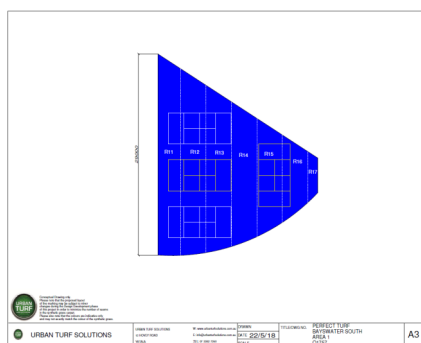
Something Big

So another exciting action packed term ends as we head into a short break and some colder weather. It certainly was a BIG term! I am very proud of how our school and community continues to grow and develop. I believe our student leadership and voice continues to grow, as our staff develop and implement effective wellbeing and reflection strategies. Our school values as a result are being actioned more consistently by our students, which is most pleasing.

This term was BIG as it was symbolic of how our community has evolved in handling challenging situations. The successful handling of the unexpected happenings of OSHC, combined with the transition to a new provider TeamKids, showcased our community coming together: Council, parents, students and staff, all for the good of the school. It was reassuring and most satisfying. Well done to all!

Now, the next BIG project is underway. We have certainly had our fair share of these in recent years! The oval will be redeveloped while also addressing our drainage issues. The synthetic grass probably will be laid in the first few weeks of next term. But for the start of next term, our front will have a new blue synthetic bat tennis/fours square area and of course our basketball court outside the portables will be completed. Now that is BIG!

The works are underway and I know the children have taken a vested interest in all the developments.



Finally, thanks to all for contributing to a wonderful term 2 and I wish all our students, families and staff a great break.

Jayson Williams Principal

williams.jayson.s@edumail.vic.gov.au



This term was
BIG as it was
symbolic of how
our community
has evolved in
handling
challenging
situations.



@principalbsps



Tweetification of the week

It's coming soon!

Follow US!



@principalbsps

This week's Oscar was presented to - Kira S

BSPS Reminder & News Snippets

- ✓ **Emergency details**— It is every parents' responsibility to ensure your emergency details are updated regularly.
- ✓ **Bike safety** - Students are reminded to walk their bikes and scooters on school grounds. While on pathways all students must look out for pedestrians and keep a good distance between themselves and other children.
- ✓ **Dogs on the school grounds**—Could parents please refrain from bringing their dogs onto the school grounds, as per School Council regulations. Any dog on school grounds must have obtained special permission from the Council.

BSPS Effective Communication Channels

- ◆ Student query/issue= Contact the classroom teacher
- ◆ School wide query/issue = Contact Jayson or Bret
- ◆ Financial - Administration query /issue = Contact the office.

NB. Our Parents' Club's Facebook page is not an *official* communication channel of BSPS.



Birthday Wishes go the following students who had a birthday last week.

Leo Y, Lorcan N, Annabel S, Jiayi L, Claudia W, Easham G, Patrick M, Sophie P,

And will have a birthday during the school holidays:

Samuel W, Naomi C, Alice D, Dylan T, Shelbi V, Eunice L, Oscar M, Chelsea M, Angus R, Indiana A, Emmalee E, Kai K, Audrey G, Devan K



From the Assistant Principal

Attendance Update

Dear BSPS community,

Bayswater South Primary school is in the process of changing the way in which we take student attendance and document absences. In order to be in line with government requirements in this area, we will be looking carefully at the reasons behind all student absences.

"A child missing one day a fortnight will miss four weeks in a year, and more than a year of school by year 10."

As you would be aware, explanations are required for any student absence and starting next term, we will be using a system whereby parents will be contacted on the morning of any documented **unexplained** absence. A student has an 'unexplained absence' if they are marked absent, without the school receiving any clarifying information.

As part of this new system, any student who is absent from school without explanation, will be immediately identified in the morning and their parent will receive a text message from BSPS asking for immediate clarification of the absence. The purpose of this will be:

1. Track and clarify ALL student absences
2. Check and maintain correct parent contact details
3. Strengthen school/home avenues of communication

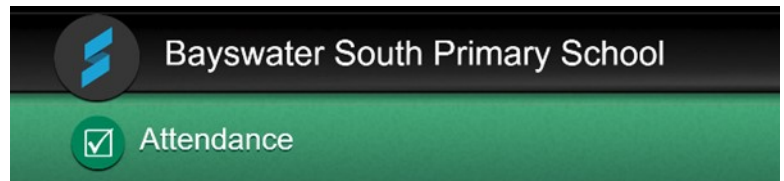
Student Attendance - What you can do as a parent?

In order for BSPS to have the most up to date and relevant information in terms of making sure all students are present and learning, it would help us if you could:

- ◆ Inform the school as soon as possible of any/all student absences. The most efficient and reliable way of doing this is by calling the office. Direct contact by voice or
- ◆ Making sure your contact details are ALWAYS up to date. Mobile phone numbers and emails are our major source of communication so please inform the office immediately of any changes, or if you think you are missing relevant messages.
- ◆ Supervise or remind your child to 'sign in' and get a late pass from the office if arriving at school after 9:05am. This is to make sure late arrivals are not confused with unexplained absences as teachers mark the class rolls.
- ◆ Be aware of and respond promptly to any text messages concerning student absences.

We hope this new system adds another layer of safety to student attendance at BSPS. While we aim to have this communication avenue working seamlessly, we welcome any initial feedback as we get this new system up and running across all year levels.

Bret Mottrom
Assistant Principal



Attendance Overview

+ Add Extended Absence

Term 1

M T W T F

W1

W2

W3

W4

W5

W6

W7

W8

W9

Term 2

M T W T F

W1

W2

W3

W4

W5

W6

W7

W8

W9

W10

W11

Term 3

M T W T F

W1

W2

W3

W4

W5

W6

Term 4

M T W T F

W1

W2

W3

W4

W5

W6

W7

W8

W9

W10

W11

17/05/2017

Whole Day (Unexplained)

17/05/2017

Whole Day (Unexplained)

Inside the Classroom— Years 3/4 Diamante Poems

Poodle

Fluffy, Furry

Barking, Growling, Biting

Intestines, Teeth, Lung, Kidney

Running, Eating, Sleeping

Elegant, Strong

Schnauzer



Gabriel

Clownfish

Striped, Weird

Swimming, Moving, Fascinating

Fish, Sushi, Tentacles, Random

Standing, Not-moving, Stinging

Colourful, Giant

Sea-anemone



Mica

Star

Yellow, Big

Pointing, Speeding, Long

Night, Sun, Water, Mountain

Rotating, Quaking, Creating

Grassy. Liveable

Earth



Ollie

iPhone

Fun, Cool

Texting, Sharing, Ringing

Emoji, Selfie, Games, FaceBook

Gaming, Following, Watching

Slick, Smooth

iPad



Kat

Acromantula

Hairy, Scary

Creeping, Understanding, Hiding

Eyes, Legs, Hogwarts, Magic

Reading, Working, Helping

Clever, Brainy

Hermione



Zoe

Sun

Hot, Bright

Burning, Living, Baking

Fire, Tornadoes, Cold, Circle

Cooling, Building, Living

Cold, Dark

Moon



Sebastian

Dragon

Scaly, Ferocious

Roaring, Fighting, Fire-breathing

Treasure, Scales, Feathers, Crimson

Flying, Burning, Calling

Red, Beautiful

Phoenix



Johanna

Phone

Fun, Cool

Texting, Ringing, Gaming

Emoji, Camera, Games, SnapChat

Sharing, Following, Playing

Slick, Smooth

Tablet



Indy

An Overview of Semester One From Our Leadership Team



From Our PYP Coordinator—The PYP in Semester 1

Moving toward accreditation with the International Baccalaureate throughout Semester 1 has been an exciting process. There have been challenges, reworkings of the way we do things as a school, and things that align so well with the Primary Years Programme that they stay the same.

From the school's leadership team and the wider staff group, there has been a genuine sense of excitement about the connectedness of learning, and the explicit focus on inquiry and global citizenship/international mindedness that comes with the PYP.

A major success comes in the development of the BSPS Program of Inquiry, where learning is housed under what we call 'transdisciplinary themes' (Who We are, Sharing the Planet, How we Express Ourselves, etc). By developing units of inquiry under these themes, and a Central Idea/Unit Question, teachers can collaboratively plan for learning across languages that recognizes that connectedness of knowledge, concepts, skills and attitudes.

But it's not just the teachers who have seen these connections; our students have engaged in learning that transcends subject boundaries. In Grade 3/4, for example, students experienced how mathematics, science, literacy and broader social studies all come together to find out about, communicate and persuade about, and take action on issues of sustainability.

As a member of the Victorian PYP Network, we were fortunate to have been invited to send a number of our teachers to work with Kath Murdoch (a significant voice in approaches to inquiry) to build their understanding of inquiry within the PYP. These teachers returned from this session excited to relinquish control in their classrooms, and to work with students in ways that develop and reinforce their natural curiosity. As we move closer to accreditation, these approaches will spread around the school, and work to enhance the connected learning planned into units of inquiry.

Overall, it has been my pleasure to work with the staff and students at BSPS to engage with the PYP, and look forward to witnessing and participating in the brilliant things to come.

From Our Literacy Coordinator

Effective writing in schools can be defined by a few important ideas: protected time to write, choice, feedback against specific strategies, and a shared language of writing between students and teachers. This semester, there has been a significant push toward these ideas, and the difference it has made in a lot of students writing has been obvious.

When we talk about 'protected time to write', we are talking about student have the time and space to write like real authors do: to experiment, revise, to shelve a piece of writing, and to publish. To encourage this, we have been working as a staff to implement the Workshop Model across the school in all learning areas. This approach encourages short, sharp and explicit whole class teaching, giving students more time to practice what they have learnt, and more time for teachers to work in small groups and with individuals to give specific feedback. The Grade 1/2 team have done this particularly well, and the poetry the students have produced as a result has been extraordinary.

Beyond the workshop model, teachers have made significant progress in embedding literacy *into* unit of inquiry, valuing literacy as a way to build understanding of a Central Idea/Central Question. This is evident across all grades, with the 3/4s and 5/6s exploring the role of persuasion in communicating issues of sustainability, the 1/2s exploring language in attempt to convey abstract ideas (e.g. colour) and the Prep students, who have been communicating cultural stories through image.

By combining the workshop model and meaningful, real world writing experiences with units of inquiry, our students write authentically – they write like authors - and the quality of their work speaks of the importance of these elements combining in the classroom.

On behalf of the leadership team, I commend all staff and students on their incredible work this semester and look forward to seeing the successes we have in semester 2.

Benjamin Zonca - PYP Coordinator



From Our Maths Coordinator

Term 2 has been a huge term for students and teachers. So much of what has been learnt in Term 1 is being consolidated and extended upon. Our Mathematics teachers have provided the students with provoking and open-ended learning experiences that will be vital to their development as they progress through life. So much of our focus school wide has been on Number and Algebra. Within this domain are the key building blocks of numeracy – place value, patterns and algebra, fractions and decimals, money and financial mathematics, real numbers and the relationships between all of these. Our teachers have balanced the inquiry into key concepts with intentional and explicit teaching. This has been made possible by their understanding of how each individual learns and how the students can demonstrate the depth of their understanding. Assessment has been regular, meaningful and targeted to diagnose what the next steps are for each student. This has set the scene for students and teachers to celebrate all of the wonderful learning that has taken place through Learning Celebrations and student reports.



From Our Student Wellbeing Coordinator

We have continued to build upon our effective Wellbeing programs this term. This term we welcomed Choi, our school counselor for 2018. She has commenced working with individual students, supporting them in areas of need two days a week.

Staff have completed the last of their four-day Berry Street Educational Model training. The final session focuses on 'Character', in particularly looking at the students' strengths and how knowing ones strengths can lead to greater future empowerment.

Electives this term have again been a success with students and staff, and we have greatly appreciated the support of parents who have helped facilitate some of these elective sessions.

Years 5 and 6 have been fortunate to participate in the YMCA's Evolve program. During the four sessions, our senior students have been exploring Leadership, Public Speaking and Change, ably led by the Evolve leaders.

Following last term's Peer Mediator Training, it has been pleasing to see our Year 5 students out in the yard at playtimes addressing any small issues that arise.

The 7 Habits have continued to be a cornerstone of our daily interactions with students, including in the classroom, outside at play and when reflecting on behavioural choices. In addition, each year level has had a particular focus for the term: Prep - Habit 5: *Seek First to Understand, Then to be Understood*; Year 1/2 Habit 6: *Synergise*; Year 3/4 Habit 4: *Think Win-Win*; and Year 5/6 Habit 7: *Sharpen the Saw*.

Term 2 has also seen the celebration of our school's 10-year partnership with Kids Hope. These wonderful volunteers have made a significant positive impact on their respective mentees over the past decade, and we continue to be very grateful for this wonderful relationship with Kids Hope.

We look forward to another term of continuing to strengthen our Student Wellbeing foundations at BSPS.

Kiran Oates Pryor

From Our SRC

Members of the Student Representative Council (SRC) have been brainstorming and discussing ways in which everyone at our school can help to be more sustainable. We have been working on how we can recycle more things, including soft plastic and clothes. We have contacted our local council about a compost bin, so that we can use the compost on our vegetable garden plot. A big thank you to everyone who supported our CHAMPION Winter Food Drive and Toiletries Appeal. CHAMPION are very grateful for all of the donations. The SRC's have also been promoting our school value of Respect by displaying posters around the school. Thank you to all of the SRC's who attended the meetings during first semester. We look forward to our other SRC's attending the meetings in Terms 3 and 4.

Sick Bay Roster

Fri June 29	Nicole Kuruwita
Fri July 20	Magda Tapias
Fri July 27	Jessica Brown
Fri Aug 3	Eiko Naruse
Fri Aug 10	Angela Cotter
Fri Aug 17	Kathy Herrmann
Fri Aug 24	Erin Kennedy
Fri Aug 31	Monika Thornley
Fri Sept 7	Angela Murray
Fri Sept 14	Nicole Kuruwita
Fri Sept 21	Magda Tapias
Fri Sept 28	Eiko Naruse

LEADERS OF THE WEEK AWARDS

Student	Grade	For
Kyan B	P-M	Making great progress with learning the coloured words. Well done and keep it up!
Mila R	P-P	Her enthusiasm and positive approach to her learning. Well done!
Kai C	P-S	His fantastic involvement in class discussions. What great German sentences you were constructing to describe your snowman!
Alexander S	1-B	Excellent team work and synergising with his peers in science. Fantastisch!
Lukas W	1-B	Using 'whole body listening' in class! Well done.
Ben K	1-G	His proactivity and focus on his reading and writing. Outstanding effort!
Indigo G	1-G	Great synergising when colouring in a bear. Toll!
Christopher P	1-W	Being proactive and working efficiently in class! Ganz toll.
Sydney R	1-W	Being focused with his learning! Well done.
Cameron TS	2-D	His positive attitude towards his learning!
April N	2-W	Being proactive with her learning and always happy to assist others!
Liesel E	3/4M	Demonstrating impressive organisational skills. Always ready to start work tasks.
Nicholas M	3/4W	Always being proactive across all his classroom activities.
Zack A	3/4Z	An honest, insightful and reflective learning celebration.
Ella K	5/6C	Assisting her classmates to ensure they also completed their dry felting unit. Well done!
Ella K	5/6C	Her outstanding work in class and always contributing to class discussions!
Alex EA	5/6Z	Conducting an experiment on a magnet's effect on water, confirming his hypothesis.



From Our School Council President



We Are Working For Our Community

After a very long and warm Summer and Autumn, Winter has hit us with a frosty blast over the last few weeks! As I understand our friends and families in the Northern Hemisphere had a long cold Winter and are now enjoying some Summer sunshine!

I expected our 2nd term to be fairly relaxed and quiet.....It wasn't.

Members of School Council found ourselves in an unexpected situation. We needed to source a new OSHC (Out of School Hours Care) provider and somehow manage the transition of the provider in a very short space of time. I am so proud of the time and effort my Council Companions put in to make sure we could provide an OSHC service. All else had to be put aside while we followed this process through as we believe that OSHC is a crucial part of our community and we wanted to bring the best.

We are delighted with our decision to contract "Team Kids".

They are a very innovative group and we can't wait to see what they bring to the BSPS Community.

I would like to thank those who were in this with us (hope I don't miss anyone!)

- to my Council companions for all the time & effort they put in to make this happen.
- to all the families who put their faith in us and were patient while we followed the process through. It was a very anxious time for the Council – I can only imagine the effect the sudden change had on families who rely on OSHC to be there for their children.
- of course, our School Staff. When we needed them, they made sure that our families were not left out in the cold. They came in early and left late to ensure that no-one was disadvantaged or left stranded.

I'm really impressed by how our Community came together. We have shown that we are a great community, because we work together, help each other and have faith in one another.

Speaking of Community - I also want to mention our Parents' Club and the growing collaboration with School Council. Over the years since the current Parents' Club was formed their relationship with the Council has been growing. Of course, there is always growing to do, but I want to say that we have reached a point where the two groups really work together in everything and have formed a very close bond, there is no 'line in the sand', both groups collaborate with and support each other to the goal of providing the very best learning, social and community experience for our children.

Over the holidays we will begin to see the transformation of the outside areas. After the break we will see improvement in some of the bitumen areas, making a really attractive play-space. The redevelopment of the top oval is underway and will be usable very soon. This is what we call 'Playground Regeneration Part A'. During Term 3 Council will be working on 'Playground Regeneration Part B'. We will be looking at ways to improve the playground and while there a budget to stick to there is (almost) no limit to the ideas we will consider. We are looking forward to new and exciting possibilities for the open play spaces.

Term 3 will also bring some great activities which I will just briefly mention:

Grade 5/6 City Camp, Grade 2 Sleepover, Hoop Time (Years 5/6), 100 Days of School for the Preps, Dad's night for the Grade 1's and of course Parents' Club will again serve up an appetising "End of Term Lunch". What will it be???

Try to stay warm these mid-year holidays!

Martine Edlinger

President – School Council

BAYSWATER SOUTH UNIFORM


On the following page you will find a selection of pictures that we have taken so that our families have visual examples of the BSPS Uniform.

We are really pleased to see that in general students are following the uniform policy really well.

For anyone that is a little unsure we hope this guide will help clarify what is and is not acceptable in terms of Uniform. If anything is unclear please feel free to ask at the office.

While we use the terms "Summer" and "Winter" to describe various pieces of uniform we do not adhere strictly to the seasons. At BSPS we believe families will use their own judgement in terms of wearing items appropriate to the weather conditions. As we all know Melbourne's weather is eternally changeable!

NB: All the students in these pictures were given Council approval to wear incorrect uniform for the time it took to take these photos.



BELEZA BORONIA

TERM 2 SCHOOL HOLIDAYS TRADING HOURS 2018

LAST DAY OF TERM FRIDAY 29TH JUNE

THE STORE WILL BE

CLOSED

FROM SATURDAY 30TH JUNE to SATURDAY 7TH JULY

THE STORE WILL BE TRADING

10:00am to 3:00pm

& SATURDAY 7TH JULY

10:00am to 1:00pm

THE STORE WILL BE CLOSED WEDNESDAY 4TH JULY

WE WILL RESUME NORMAL TRADING HOURS AS OF

MONDAY 9TH JULY 2018


NORMAL TRADING HOURS

(Effective as of 2nd July 2016)

Monday to Thursday -- 10:00am to 5:00pm


(Wednesday & Friday CLOSED)

Saturday -- 10:00am to 1:00pm



STATE SCHOOLS' RELIEF

SCHOOL SHOES


In partnership with 

State Schools' Relief is now in partnership with Beleza School Uniforms!


Our mission to support the needs of Victorian government school students has lead to our collaboration with Beleza School Uniforms in the form of our new School Shoe range.

100% of shoe sales goes back to State Schools' Relief towards providing new school uniforms & footwear to students in need.


Shoes are now available for purchase throughout selected Beleza Retail Stores across Victoria.




\$45



\$65



\$65



\$65

Find your new SSR Shoes in our Beleza Stores!

BORONIA	TRARALGON	FOREST HILL	WODONGA
Shop 4, 216 Dorset Rd Boronia VIC 3155	16A Seymour St Traralgon VIC 3844	423 - 524 Springvale Rd Forest Hill VIC 3131	94 High St Wodonga VIC 3690
Opening Hours: Mon, Tues, Thurs, Fri 10am - 5pm Sat: 10am - 1pm Tel: (03) 9761 2438	Opening Hours: Mon, Tues, Thurs, Fri 9.30am - 5pm Sat: 10am - 1pm Tel: (03) 5176 5077	Opening Hours: Tues, Thurs: 10am - 4.30pm Sat: 10.30am - 1.30pm Tel: (03) 9878 2211	Opening Hours: Mon - Thurs: 9.30 - 4.30pm Sat: CLOSED Tel: (02) 6056 9402

State Schools' Relief | contact@ssr.net.au | 8749 8400 | ssr.net.au Sales between 9am - 4.30pm | Monday - Friday



Correct Girls Summer



Incorrect Girls Summer



Correct Boys Summer



Correct Girls Winter



Correct Girls Winter
(Variation)



Incorrect Boys Winter



Incorrect Girls Winter

No leggings.
Tights only



Correct Boys Sport



Correct Girls Sport




Incorrect Girls Sport

knox your city

Cyber safety week

Knox Youth Services



eSafety is important for every young person

This presentation will be targeted to parents, carers and young people aged 10-18 years.

Come and hear from the Office of the eSafety Commissioner and learn how to:

- Deal with online stranger contact
- Have a conversation about online issues including cyberbullying
- Support your child using online safety resources
- Report serious cyberbullying and image based abuse
- Manage screen time and excessive use
- Manage apps and privacy settings
- Have a conversation with your child about their online brand

- How young people use technology and the risks they may be exposed to
- Strategies for the safe use of the internet
- Useful links to the Offices eSafety resources is provided

To register, complete the online booking form at www.knox.vic.gov.au/parentworkshop

For more information contact Michelle 9298 8311 or email michelle.pascoe@knox.vic.gov.au

Wednesday 18 July 2018, 6.30-8.30pm
Knox Council Civic Centre, Room 4
511 Burwood Hwy, Wantirna South


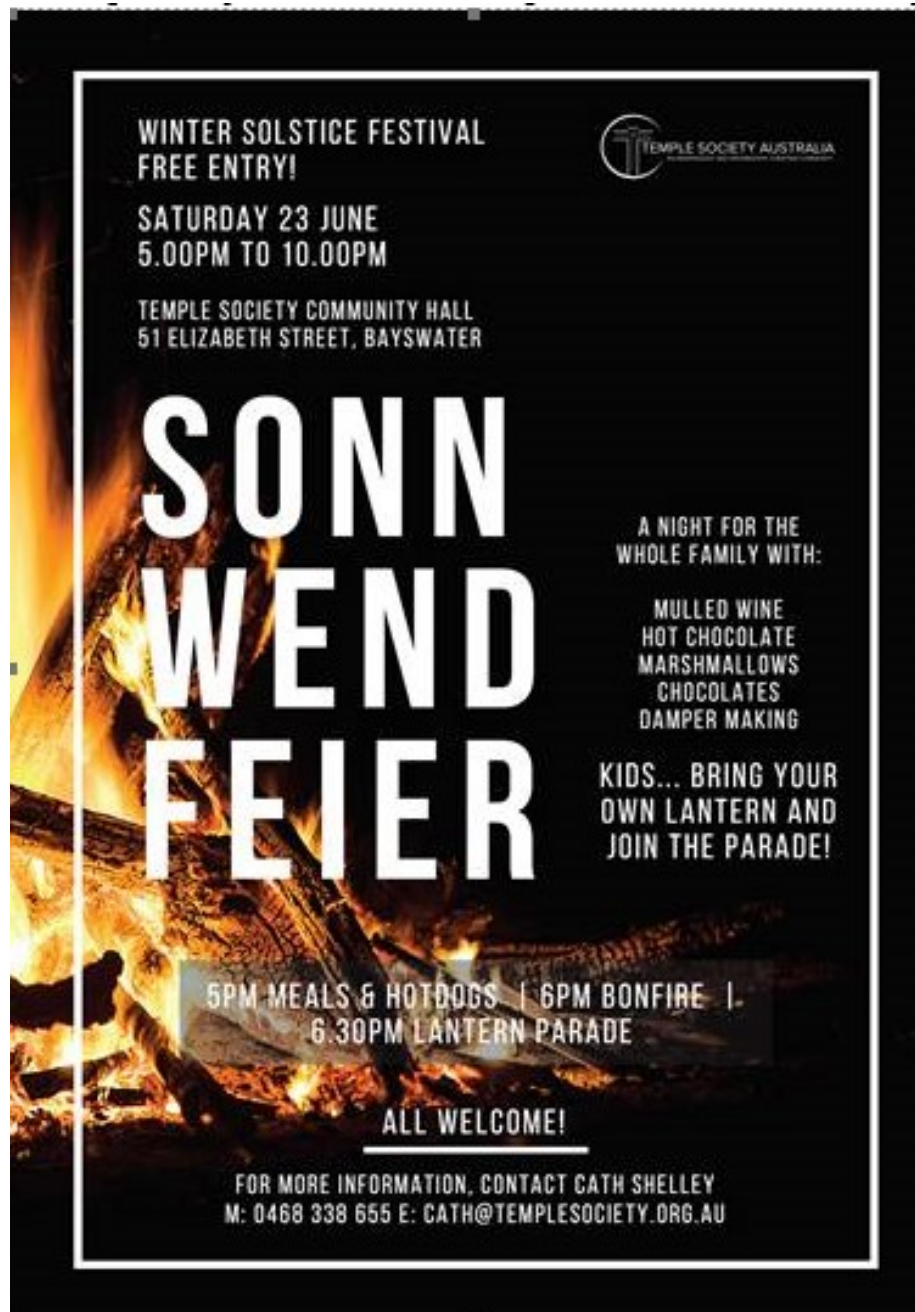
Cost: Free
Bookings are essential

In partnership with



Office of the
eSafety Commissioner





Good Luck Mrs Derix

On Wednesday, staff and students said farewell to Mrs Derix, who is now patiently awaiting the arrival of her second child. Good luck Lucy, can't wait for cuddles!

School Holiday Activities

Source:
www.kidspot.com.au

MAKE YOUR OWN HAIR CLIP BOW

You will need

1m x 5cm thick ribbon

10cm x 1cm thick ribbon

small cable tie

scissors

alligator hair clip

Activity

Match your thick piece of ribbon end to end. Now flip the top piece over and snip the ends to match. This will ensure the snipped ends are the right way round when your bow is done.

If you want to seal the ends of the ribbon, run the flame of a stove lighter along the cut end

to stop it from fraying.

Take one end of the ribbon and make a loop about 8cm in width. The tail end of the ribbon should be hanging down by about 8cm at a 45° angle below the main piece of ribbon.

Take the other end of the ribbon and make another 8cm loop. This time the tail should be whatever is left over after the 8cm loop is made - so it will be really long.

Take that long tail and loop it, then feed the top of the loop (the folded over section) up between the first two loops that you made.

This should now give you an X shape of loops, with two similar length tails hanging down. Gather the X shape in at the centre and secure it with the cable tie, snip the ends

of the cable tie off.

Cover the cable tie with the smaller piece of 1cm thick ribbon. Tie it in place at the back.

Snip the ends of the ribbon off to neaten.

Now feed the top part of your alligator clip through the tie-around ribbon at the back of the bow.

You have made your own JoJo bow!



HOW TO MAKE YOUR OWN NO COOK PLAY DOUGH



What you need

1 cup salt

3 cups plain flour

60ml (1 tbsp) vegetable oil

food colouring

250ml (1 cup) water

Activity

Mix all the dry ingredients and add oil.

Add the food colouring to water.

Slowly add the water until the desired consistency is reached.

Kneading will help to improve the texture, so let your kids get into it!

Wrap the play dough up well after your child has finished playing with it in a ziplock bag (with all the air squeezed out) and then pop in an airtight plastic box. This way, it'll stay fresh for another day.

Add the food colouring to the play dough and knead on a plastic board if you don't want to turn your wooden chopping board a funny colour!

Roll out the dough and use cookie cutters to make decorations.

10 FUN THINGS TO KEEP KIDS AMUSED DURING THE SCHOOL HOLIDAYS

1. Transform a room into a fantasy land

Ask your kids to transform a room such as their bedroom into a new land. Say they can use sheets, towels, cushions, pillows and pegs to create forts and enclosures in between chairs and desks. Get them to choose a theme such as acting out a book, super heroes or princesses and tell them to decorate accordingly.

1. Ultimate home cinema movie day

Ask the kids to make tickets and arrange the lounge room like the ultimate cinema experience – let them spread out bean bags, cushions and blankets. Have some special treats prepared such as icing sugar popcorn, lollies, chips or homemade choc tops. Then set up two great movies to go. There are some awesome new titles for them to choose from including *Paddington 2*, *Paw Patrol: Spring into Action*, *Hop*, *Captain Underpants*, *Trolls* and *Boss Baby*. Once one movie is finished have "intermission" and pop on the next one. Ask kids for their "film reviews" afterwards getting them to rate and describe each one on paper.

2. High tea party

If there's an easy, yummy treat the kids can mix up and cook, set up the ingredients with them with a few instructions – although you may need to lend a bit of a hand! A recipe for rolling out dough and making biscuits is ideal or else no-bake treats. Then when it's ready, ask the kids to set up a high tea party complete with picnic rug, or beautifully set out table. Afterwards get them to clean up the dishes and let



Paper planes are always fun!
Image: iStock.

them have extra fun with the washing up bubbles.

3. Play or fashion show

Encourage your kids to work out their own script and practice acting out parts before putting on a performance at the end of the day. Alternately get them to clean out their wardrobes and do a fashion show. This is also a good exercise for them to sort out their worn-out clothes.

4. Home-made art gallery

Grab some supplies at a stationary store such as post-it notes, blue tack and washi tape – basically stuff that will come off easily from your walls. Get your kids to draw pictures for their own art gallery wall somewhere in the house and hang and decorate with the accessories.

5. Set up a kids' Olympics course

Put together a backyard obstacle course and circuit and encourage everyone to compete. Ideas include jumping over a mini high jump, a hopscotch course and limbo. Then get a stopwatch out and get the kids to time everyone's round and hand out medals.

6. Paper plane races

This is a great one for both craft and outdoor activity. Help the kids fold and decorate their own paper planes. There are some great

design ideas and tips on www.kidspot.com.au. Afterwards have a competition with various categories such as whose plane flies the longest, the fastest, the highest and whose is the best decorated.

7. Do an artistic walk

For something more interesting than a regular walk, encourage kids to bring along a sketch pad, notepad or camera. Get them to draw pictures of things they see or take photos on the journey. Ask them to make up a story about the picture as well to give it "meaning".

8. Make something weird

Get the kids to make something icky and it's guaranteed to have them enthralled for hours. Look up a homemade slime or play dough recipe (see above) and supervise. You can also get kits for making your own snow or bath bombs.

9. Make gardening fun

Encourage the kids to embrace your backyard by getting them to help you in the garden. Help them prepare and plant easy to grow things such as herbs, tomato plants and cacti. Also, buy a box of worms and let them play around with those in a bucket before distributing them in the earth. They could even make little cardboard homes for them or water slides.

Community News

Ellen's Easy Scones- Saucepan Kids Saucepan Kid

Source:
saucepankids.com/
recipe/ellens-easy-scones



Ingredients

225g self-raising flour
1 tsp. baking powder
Pinch of salt
150ml milk
50g fruits (sultanas, raisins, etc.)
50g butter or margarine
25g caster sugar
Milk for brushing
6-7cm scone cutter

Directions

Put the oven on to 230c
Grease two baking trays
Sift the flour, salt and baking powder

Cut up the butter or margarine and add to flour

Add fruit, sugar and milk

Use a blunt knife to mix it into soft dough

Now use your fingers to make it smooth

Sprinkle some flour onto your work surface and put dough on it

Roll the dough until 1cm thick

Cut the dough into circles with scone cutter

Put them on baking paper that are on the trays

Brush the tops with milk

Bake the scones for 7-10 minutes on the top rack of oven



Action Indoor Sports and Inflation World Ringwood

Expires : 01/08/2018

OPENING HOURS:

SCHOOL DAYS 10.00-5.00 SAT 10.00-4.00 SUN	SCHOOL HOLIDAYS 10.00-4.00 EVERYDAY
---	---

Buy one get one
entry for **FREE**
(value \$16)
Ts & Cs apply

160 New St Ringwood
9879 4777
ringwood@actionindoorsports.com.au

Bayswater South Primary School

Values : *Respect Empathy Honesty Teamwork*

Enfield Drive
Bayswater, Victoria, 3175
Australia
Phone: 03 9729 2862
Email: bayswater.south.ps@edumail.vic.gov.au
Web: www.baysouthps.vic.edu.au

